



Instructions for use

For use with

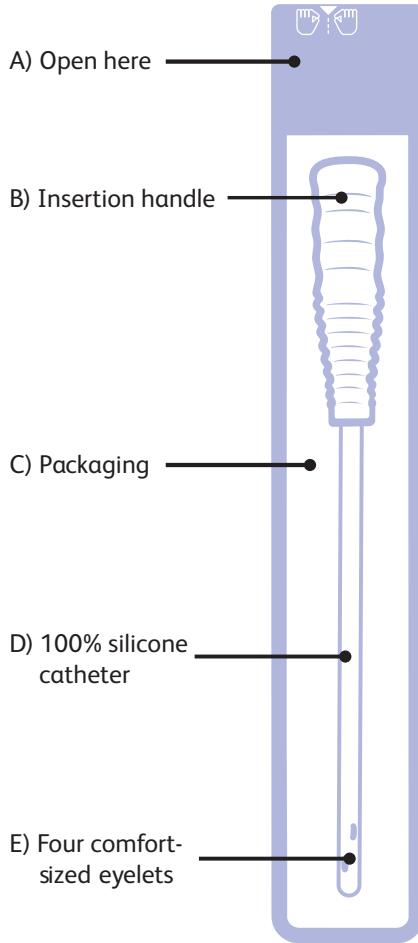
- 6" female length catheters
- 10" pediatric length catheters
- 16" male length catheters

Magic³ Go™

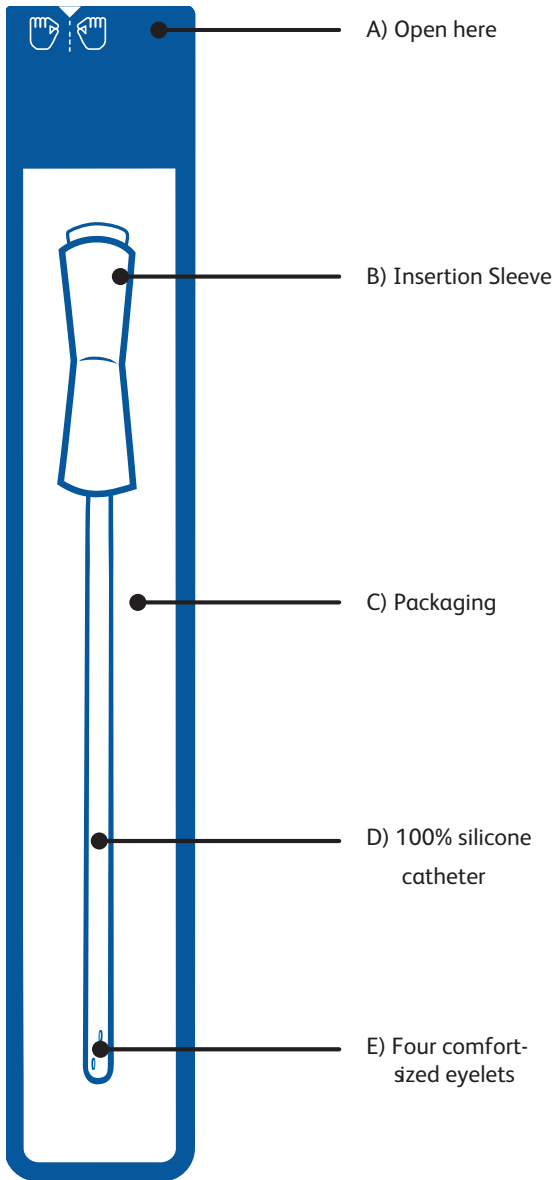
Intermittent Catheter



Female

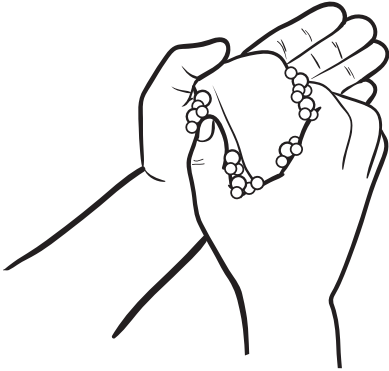


Male/Pediatric

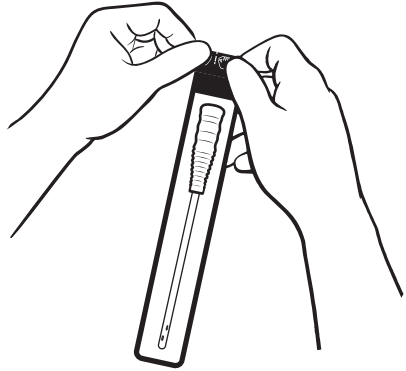


Female instructions for use

Review the self-catheterization procedure with a healthcare professional.



1. Always wash hands prior to use.



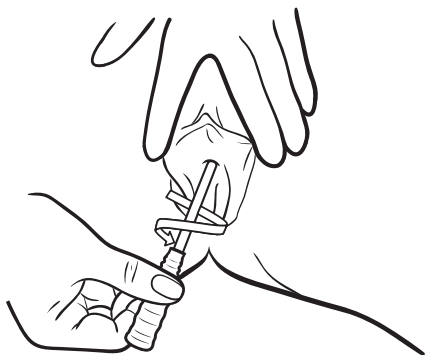
2. Open the catheter package by gripping the white "V" notch and tearing downwards until insertion handle is fully exposed.



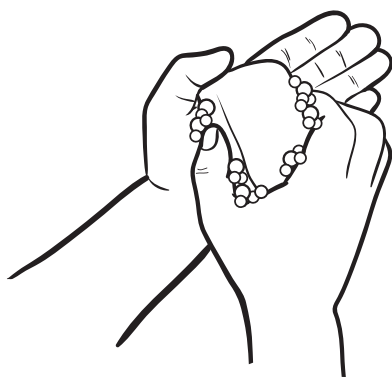
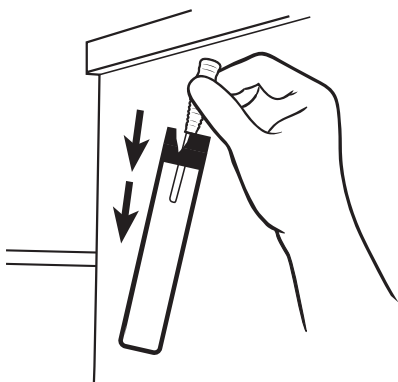
3. Positioned comfortably with thighs spread apart, clean the opening to the urethra – and the surrounding area. Wipe from front to back to avoid fecal contamination. Wash your hands again.



4. Remove the catheter with the aid of the insertion handle and advance the catheter tip into the urethra. Slowly and gently insert the catheter into the urethra until urine begins to flow (approximately 1-1.5" or 2.5-3.8 cm).



5. When urine stops flowing, begin to withdraw the catheter. It is recommended to slowly rotate the catheter during with-drawal, stopping each time urine begins to flow. Check the color, odor and clarity of the urine. Any changes may need to be reported to a health care professional.

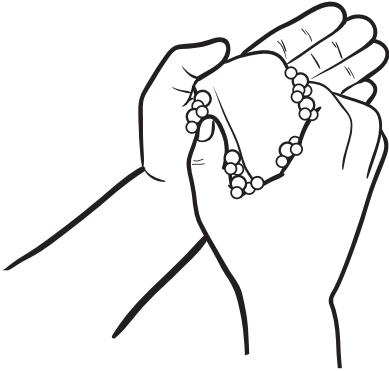


Disposal

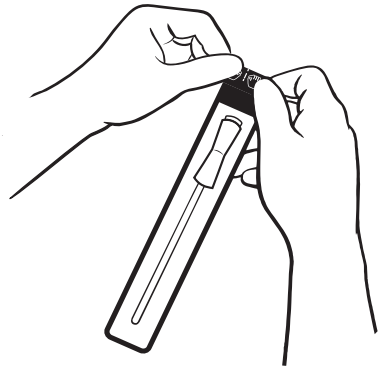
6. Place the catheter back into the package and dispose in accordance with accepted medical practice and applicable local, state and federal laws and regulations. Do not flush down the toilet.
7. Wash hands.

Male/Pediatric instructions for use

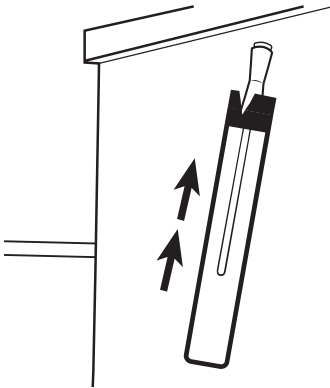
Review the self-catheterization procedure with a healthcare professional.



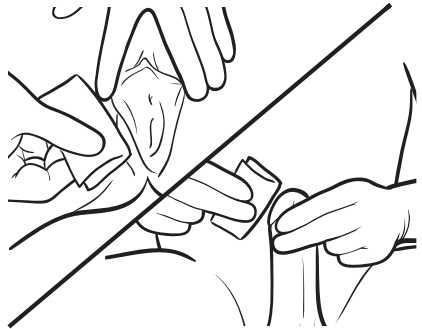
1. Always wash hands prior to use.



2. Open the catheter package by gripping the white "V" notch and tearing downwards until insertion sleeve is fully exposed.



3. If desired, use the adhesive label to hang the package on a nearby dry vertical surface while preparing to catheterize.



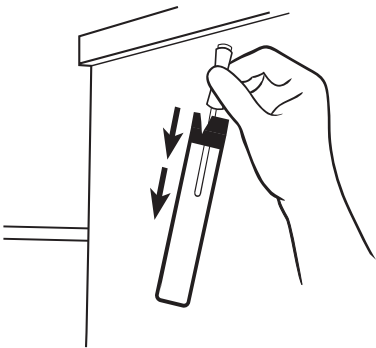
4. Clean the opening of the urethra—and the surrounding area. Wipe from front to back to avoid fecal contamination. Wash your hands again.

5. Hold the insertion sleeve with your dominant hand and squeeze it to grip the catheter shaft as you remove the catheter from the pack. Next, hold the catheter funnel above the insertion sleeve with your other hand and slide down the shaft, stopping at about six inches from the tip. Release the funnel. Using the insertion sleeve to hold the catheter firmly, gently pass the tip of the catheter firmly into your urethra until the insertion sleeve nears the meatus. Repeat until urine starts to flow.

Note: If you are using a coude tip catheter, the raised notch on the catheter funnel will indicate the orientation in which the tip curves upward. Ensure that the coude indicator notch is facing upwards during insertion.

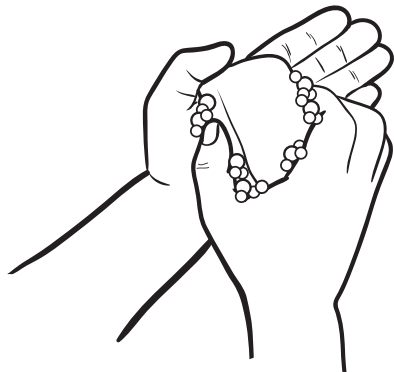


6. Keep the catheter steady until urine stops flowing. When urine stops flowing, slowly withdraw the catheter, stopping if flow starts again, until the last few drops have drained. Check the color, odor and clarity of the urine. Any changes may need to be reported to a health care professional.



Disposal

7. Place the catheter back into the package and dispose in accordance with accepted medical practice and applicable local, state and federal laws and regulations. Do not flush down the toilet.



8. Wash hands.



Device Description

The Magic³ Go™ Intermittent Urinary Catheter is a silicone tube with a hydrophilic coating to be inserted into the urethra for the purpose of draining the bladder of urine. The intended clinical benefit of Magic³ Go™ is the intermittent management of the bladder through urine drainage. Not made with natural rubber latex. Does not contain DEHP.

Indications for use for female

The Magic³ Go™ Intermittent Urinary Catheter is intended for urological use only. It is intended for use by adult female patients for bladder management including urine drainage, collection, and measurement. The device is passed to the urinary bladder via the urethra.

Indications for use for male/pediatric

The Magic³ Go™ Intermittent Urinary Catheter is intended for urological use only. It is intended for use by adult and pediatric patients of all ages for bladder management including urine drainage, collection, and measurement. The device is passed to the urinary bladder via the urethra.

Intended Users

Healthcare professionals and/or lay users.

Contraindications

None known.

Warnings

This is a single use device. Do not resterilize any portion of this device. Reuse and/or repackaging may create a risk of patient or user infection, compromise the structural integrity and/or essential material and design characteristics of the device, which may lead to device failure, and/or lead to injury, illness or death of the patient. After use, this product may be a potential biohazard. Handle and dispose of in accordance with accepted medical practices and applicable local, state and federal laws and regulations.

Precautions

Do not use device if package is opened or damaged.
Inspect the catheter before use. Do not use the device if damaged.

Adverse Reactions

- Urinary Tract Infection
- Bleeding from the urethra
- Irritation of the urethra

Self-catheterization should follow the plan of care and advice given by your healthcare practitioner and be carried out only in accordance with the instructions for use provided. If you have any clinical concerns with the use of this device for your condition, please contact your healthcare physician.

Please consult product inserts and labels for any indications, contraindications, hazards, warnings, cautions and directions for use.

Ph: 844-823-5433

[bd.com](https://www.bd.com)

BD, the BD logo and Magic³ Go are trademarks of Becton, Dickinson and Company and its affiliates. ©2024 BD. All rights reserved. 2406-13 BD-134804

